



2023 CCWG

LIVESTOCK SUPPLIES PRODUITS D'ÉLEVAGE

BRANCH LOCATIONS / LES SUCCURSALES	7	SHOW SUPPLIES / FOURNITURES D'EXPOSITION	49
FEATURE PRODUCTS / PRODUITS VEDETTES	13	WORKWEAR AND BOOTS / VÊTEMENTS DE TRAVAIL ET BOTTES	57
LAMBING SUPPLIES / FOURNITURES D'AGNELAGE	14	POULTRY / VOLAILLE	58
DEWORMERS/EXTERNAL PARASITE CONTROL / VERMIFUGES/CON- TRÔLE PARASITAIRE EXTERNE	18	HANDLING EQUIPMENT / ÉQUIPEMENT DE MANUTENTION	70
PHARMACEUTICALS / PHARMACEUTIQUES	19	FEEDING AND WATER / ALIMENTATION ET EAU	74
VETERINARY INSTRUMENTS / INSTRUMENTS VÉTÉRINAIRES	22	CATTLE / BÉTAIL	76
HOOF CARE / SOINS DES SABOTS	26	EQUINE / ÉQUIN	80
MARKING & IDENTIFICATION / MARQUAGE ET IDENTIFICATION	30	FENCING SUPPLIES / FOURNITURES DE CLÔTURE	81
SHEARING & CLIPPING / LA TONTE	42	STOCKMAN'S LIBRARY / LA BIBLIOTHÈQUE	90
		REAL WOOL SHOP	99

CCWG ORDER FORM / BON DE COMMANDE CCWG

Saint-Hyacinthe, QC 450-796-4242 **1-888-796-4242** Fax: 450-796-4243
 Carleton Place, ON 613-257-2714 **1-800-488-2714** Fax: 613- 257-8896
 Cookstown, ON 705-458-4800 **1-866-458-4800** Fax: 705-458-0186
 Brandon, MB 204-727-3276 **1-877-797-3276** Fax: 204-726-8631
 Lethbridge, AB 403-327-3760 **1-800-567-3693** Fax: 403-380-6982

STHYACINTHE@CCWG.CA
CARLETONPLACE@CCWG.CA
COOKSTOWN@CCWG.CA
BRANDON@CCWG.CA
LETHBRIDGE@CCWG.CA

WWW.CCWG.CA

Ordered By / Commander Par		Date		Ship To / Expédier A	
Name / Nom				Name / Nom	
Address / Adresse				Address / Adresse	
RR #	Box # / Boite Postale			RR #	Box # / Boite Postale
City / Ville:				City / Ville:	
Province / Province	Postal Code / Code Postal			Province / Province	Postal Code / Code Postal
Telephone / Téléphone ()				Telephone / Téléphone ()	

All Prices F.O.B. Shipping Point ~ Prices are subject to change without notice
Tous les prix FAB ~ Remarque: les prix sont sujets à changer sans avis

Quantity / Quantité	Page #	Description / Description des objets	Colour / Couleur	Size / Taille	Unit Price / Prix Unitaire	Total

METHOD OF PAYMENT - PLEASE CHECK ONE / METHODE DE PAIEMENT - VÉRIFIEZ SVP UN

- ☐ **CHEQUE** (Order will be shipped after payment is received / L'ordre sera embarqué après que le paiement soit reçu)
 (Please call for shipping costs / S'il vous plaît appeler pour les frais d'expédition)
- ☐ **VISA** Card # _____
- ☐ **MASTERCARD** V Code _____
- ☐ **AMEX** Expiry Date ____ / ____ Date d'expiration



**SUBTOTAL /
TOTAL
PARTIEL**

- ☐ Canada Post
Regular / Régulier
- ☐ Canada Post
Express / Express
- ☐ Courier Economy /
Économie de Courier
- ☐ Courier Express / Courier
Express

SHIPPING & HANDLING: PLEASE CHECK ONE

We reserve the right to ship via the most economical carrier.
 Shipping surcharges are applicable on oversized, bulky, heavy items and/or hazardous goods.

ENVOI ET MANUTENTION: VÉRIFIEZ SVP UN

Nous nous réservons le droit de se transporter par l'intermédiaire du porteur le plus économique.
 Les surtaxes d'expédition s'appliquent sur les articles surdimensionnés, encombrants, lourds ou les marchandises dangereuses.

\$10 MINIMUM order on credit card orders. All custom made - special order items - such as Ear Tags etc. are NON RETURNABLE. No returns accepted without prior authorization. All items and shipping rates are subject to provincial taxes. Production animal medicines cannot be supplied by mail order in the provinces of Alberta and BC.

Un minimum de 10\$ sur les cartes de credit. Toutes les articles fait sur commande comme les ferrets d'oreilles etc. Ne sont pas consignés pas de retour sans autorisation du departement des provisions. Tous les achats seront au la taxe provinciale. Les médecines animales de production ne peuvent pas être par la poste ordre assuré dans les provinces d'Alberta et la CB.

HANDLING EQUIPMENT

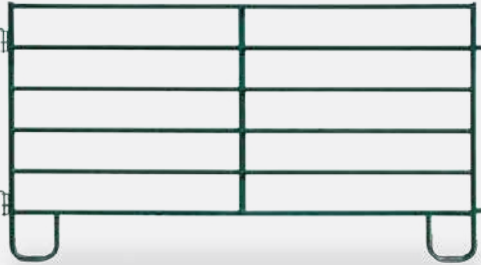


ROUND PEN PANELS

This unique panel is designed with the horse person in mind, although it's light-weight, yet rugged design works for cattle as well. Panels are made with 1¼" x 1¼" x 0.100 wall square tube outside frame with 1" x 1" x 0.100 wall square tube horizontal bars turned to form a diamond shape for a unique look and added strength. Panels are offered in 5 or 6 bar versions and come standard in dark green powder-coated finish for extra durability and appearance. Other colour options available upon request. Panels have square top corners to eliminate "V"s where panels join. Another feature is the "Quick Connect" system that allows for faster setup and more versatility on uneven ground.

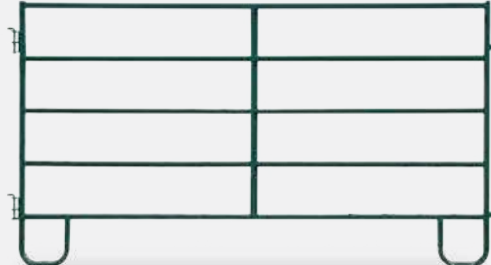
"RP Series" 6-Bar Panel

#RP106 10' 6-Bar Panel (shown)



"RP Series" 5-Bar Panel

#RP105 10' 5-Bar Panel (shown)



"E Series" Light Duty Gates

For driveways, fencing and other light duty applications



Man Door

#RPM5
4' x 5-bar
arch gate
(shown)



6-Bar Panel

#RP106 10' – 6-bar panel (shown) **102 lbs**

#RP126 12' – 6-bar panel **116 lbs**

66" height with 9-3/8" bar spacing

5 Bar Panel

#RP105 10' – 5-bar panel **90 lbs**

#RP125 12' – 5-bar panel **102 lbs**

66" height with 12" bar spacing

Light Duty Gates

1¼" x 1¼" x 0.065 wall square tube frame

Diamond horizontal bars are 1" x 1" x 0.065 wall square tube

6 bars, 48" height

Powder-coated for durability

4'-18' stocked in 2' increments

Available as corral panels

Various colours available

Man Door

#RPM5 4' w x 5-bar (shown) **90 lbs**

#RPM6 4' w x 6-bar **95 lbs**

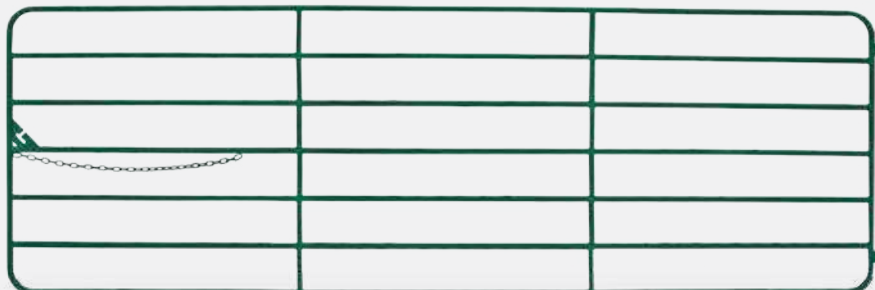
6' w (available upon request)

Arch height is 7'6" h

Available from all CCWG branches



"L Series" Standard Square Tube Gates




Square gates with 1" x 1" x 0.100 wall square tube construction
Powder-painted green
7 bars, 48" height
Available as corral panels
3'-20' stocked in 1' increments
Any custom length up to 20' available upon request

"D Series" Heavy Duty Diamond Gates



Heavy duty gates with 1 1/4" x 1 1/4" x 0.100 wall tube frame and uprights and 1" x 1" x 0.100 diamond horizontal bars
Powder-painted green
7 bars, 48" height,
Available as corral panels
4'-20' stocked in 2' increments
Also Available: Extra heavy duty gates
1 1/4" HD construction throughout

"WMDH Series" Wire Mesh Gates



Wire mesh gates with 1" x 1" square tube frame and wire mesh bottom for containing small animals.
48" height

Measurement example for all styles of gates with eyes
12' gate measures 12'2"

Other colours available upon request



#HA 16" Black Hanger



#GALV 12" Galvanized Hanger



#LSH Lag Screw Hanger



#GSH Gate Strap Hinge



#WALB Bolt-on Wall Bracket



#WOW Weld-on Wall Bracket



#SPL Bolt-on Latch Spring



#SPLW Weld-on Spring Latch



#LEG Bolt-on Leg



#SPLC Self Catch



#WOH Weld-on Hanger



#BOE Bolt-on Eye



#WOE Weld-on Eye

NOW FLAT FREE!



#WK Wheel Kit - Flat Free



#DPR Drop Pin Rod

Available from all CCWG branches. Call for pricing, FOB manufacturer, Ontario

HANDLING EQUIPMENT

BASKET FEEDERS

Basket Feeder For Sheep

#SHB For bales up to 5' x 5'



Basket Feeder For Goats

#GOB Basket height position built specifically for goats



Basket Feeder For Sheep

#SHBP 14 ga steel pan beneath for catching loose hay

Round Feeder

#2PCS Portable 2-piece feeder for loose hay & round or square bales



Lamb Creep Feeder

#612LF 6' x 6' creep feeder for lambs

#SHB Basket Feeder For Sheep

1 1/4" square tube frame
1 1/2" x 1/4" flat hoops with 7 1/4" spacing
Stacks nicely for transport

Dimensions 66"l x 66"w x 45"h

#SHBP Basket Feeder For Sheep

1 1/4" square tube frame
1 1/2" x 1/4" flat hoops with 7 1/4" spacing
Stacks nicely for transport
For bales up to 5' x 5'

Dimensions 66"l x 66"w x 51"h

#GOB Basket Feeder For Goats

1 1/4" square tube frame
1 1/2" x 1/4" flat hoops with 6" spacing
Stacks nicely for transport
Access door on end makes bale loading easy

Dimensions 64"l x 66"w x 57"h

#2PCS Round Feeder

28 feeding spaces
Ideal for temporary confinement
12" metal skirt
6 1/2" slanted rod spacing
Easy-connect system

Dimensions 5 1/2'd x 36"h

#612LF Lamb Creep Feeder

12 bu 14 ga MIG welded steel tank
Adjustable openings on creep panel end gate
Slide-back water proof lid
Moves easily on skids
Collapsible for easy shipping and transport

**Available from all
CCWG branches**

Call for pricing, FOB manufacturer, Ontario

HANDLING EQUIPMENT

SHEEP/GOAT FEEDERS



Not recommended for sheep production due to wool contamination

Walk-Through Feeder

#WTF Feeds small square bales and grain



Bale & Grain Feeder

#WTB Feeds large square bales & grain

Not recommended for sheep production due to wool contamination

Single-Sided Feeder

#SSF Feeds hay & grain



Collapsible Feeder

#3CF Completely collapsible hay feeder with 3" rod spacing



Collapsible Feeder

#7CF Completely collapsible hay feeder with 7" rod spacing

#WTF Walk Through Hay & Grain Feeder

Basket rod spacing is 2¾"
8" alley through centre of feeder
Attach multiple feeders end-to-end by removing doors
Stacks nicely for transport
Dimensions 96"l x 36"w x 38"h

#WTB Bale & Grain Feeder

Improved design for better bale flow
Removable wool guards for maximum bale flow
Basket rod spacing is 3"
Dimensions 96"l x 48"w x 42"h
Designed for bales up to 3' x 3' x 7½'

#SSF Single-Sided Feeder

2¾" rod spacing
Full sheet metal back keeps lambs from escaping underneath back
1" x 1" tube frame, 14 ga sheet metal
Dimensions 8 and 10'l (standard) x 18"w x 36"h
Custom lengths also available

#3CF Collapsible Feeder

3" rod spacing
Closer bar spacing allows hay to come through but keeps chaff out of wool
Dimensions 72"l x 72"w x 44"h

#7CF Collapsible Feeder

7" rod spacing
Slanted rods on sides prevent sheep from getting caught as ends move in
Dimensions 72"l x 72"w x 44"h

Available from all CCWG branches

Call for pricing, FOB manufacturer, Ontario

HANDLING EQUIPMENT

SHEEP/GOAT HANDLING



Head Gate & Chute

#SCHHG Self-catching head gate and chute

Deluxe Spin Trim Chute

#DST Handles animals for hoof trimming, vaccination, de-worming and tagging



Pads optional
(sold separately)



Self-Catch Head Gate

#SGHG Mounts to your existing alley or chute



Analog Scale

#PN440 Sheep and goat scale

Digital Scale With Head Gate

PN440HD Digital scale with self-catching head gate



#SGHG Self-Catch Head Gate

Dimensions 20"w x 40"h

#SCHHG Head Gate & Chute

Ideal for vaccinations, de-worming, tagging, etc
Attaches to front of #WCCT working chute
Both sides open for easy access

Dimensions 54"l x 20"w x 40"h

#DST Deluxe Spin Trim Chute

All-in-one spinning hoof trimmer & self-catching head gate
Makes less appealing tasks easier

Fully adjustable to fit all sizes of sheep & goats
Shown with padded sides (Sold Separately)

Dimensions 62"l x 43"w x 45"h

#PN440 Analog Scale

Both doors open from same end
Shorter wheel base for easier maneuverability
Also ideal for shipping hogs
Solid wheels & slatted floor

Optional digital display

Dimensions 52"l x 28"w x 56"h

Weight Capacity 440 lbs

#PN440HD Digital Scale With Head Gate

Unique all-in-one design for weighing & processing

#PN440H Optional analog display

Dimensions 60"l x 28"w x 56"h

Available from all CCWG branches

HANDLING EQUIPMENT

SHEEP/GOAT HANDLING



Folding Stop Gate

#FSG Connects to raceway for extra stopping



Sliding Stop Gate

#SSG Connects to raceway for extra stopping



Sheep Sorter

#3WS 3-way animal sorter

Sheep Sorter

#WCG 2-way animal sorter



Working Chute & Crowding Tub

#WCCT Fast easy way to handle sheep



FEATURES

#FSG Folding Stop Gate

Connects to raceway for extra stopping

Dimensions 20" w x 36" h

#3WS Sheep Sorter

Connects to front of raceway for easy 3-way sorting of animals

Dimensions 42" l x 20" w x 40" h

#WCG Sheep Sorter

Connects to front of raceway for easy 2-way sorting of animals

Dimensions 42" l x 20" w x 40" h

#SSG Sliding Stop Gate

Connects to raceway for extra stopping

Dimensions 40" w x 36" h

#WCCT Working Chute & Crowding Tub

NEW FEATURES! White plastic sides for better sheep flow / top bar folds down/pull-out revolving door/now tub is fully reversible

Unique design allows all sections to be interchanged

1" x 1" tube frames with 24" height white plastic sides

18" wide chute can be narrowed to 10" at bottom for lambs

Length of chute can easily be extended by adding extra sections

Guillotines can be inserted anywhere along the chute

Versatile design allows the unit to adapt quickly and efficiently to your operation

Extra Components Tilt table, scale, two-way cutting gate, extra panels (priced separately)

#WSP Straight Panel 8' l x 40" h

#WCT Tub Only 5' d x 40" h

#WGG Guillotine Gate 20" w x 72" h

#WAB Anti-backup

**Available from all
CCWG branches**

HANDLING EQUIPMENT

SHEEP/GOAT PENNING




Slant Bar Manger

#SBF Slant bar manger for sheep



Door

#3WT Wire mesh man door




"WMDL Series" Divider

#WMDL Wire mesh divider or gate

Economy Lambing Pens

4' x 5' portable lambing pen



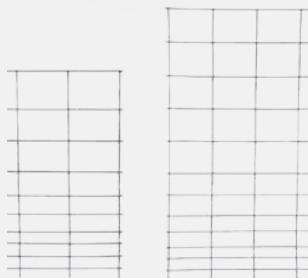
Creep Panel

#RCP Creep panels with adjustable PVC rollers



Lambing Pens

4' x 5' portable lambing pen



Hog Panel

All-purpose wire mesh (left)

Cattle Panel

All-purpose wire mesh (right)

2x4 Mesh 4x16ft Panels Also Available

4x4 Mesh 3x16ft Panels Also Available



Creep Feeding Trough

Creep feeding troughs for goats and sheep



Hay Rack

#SHRP Ideal for hanging in small Pens for Kids/Lambs or Mature animals
Includes trough for feeding grain/Catch Fines

#SBF Slant Bar Manger

1" x 1" tube frame with 12" skirt
1/2" slant rods with 7" spacing
Sections link together with 5/8" pins
Dimensions 8', 10' & 12'l x 36"h

#3WT Door

Wire mesh man door
Connects to gates and panels for easy access to pens
Dimensions 36"w x 36"h

#WMDL Divider or Gate

1" x 1" tube frame & with wire mesh
Sections link together with 5/8" pins
Links compatible with #SBF
Also available with chain on one end and eyes on other end
Dimensions 4'-16'l x 36"h

Hog Panel

4 ga galvanized wire
Dimensions 16'l x 34"h

Cattle Panel

4 ga galvanized wire
Dimensions 16'l x 50"h

Economy Lambing Pens

Light-weight wire mesh panels 36" high
Create a second pen with only 3 more panels
#5EP 5' Mesh Panel
#4EP 4' Mesh Panel

Lambing Pens

1" x 1" square tube frame with 12" skirt & 3/8" rods
Create a second pen with only 3 more panels
#5LP 5' Panel
#4LP 4' Panel

#RCP Creep Panel

Up to 4' openings with PVC rollers
Dimensions 48"w x 36"h
#RCP6 6' Model available

Creep Feeding Trough

#LCF 48"l x 12"w x 12"h
#SCF 48"l x 8"w x 8"h

HANDLING EQUIPMENT

SHEEP/GOAT PENNING




Feed Front

#PTF96 Can be used as a gate or feed front




Feed Front

#TFS Tombstone style feed front for sheep



Spindle Section

#SSP Can be used as gates or penning



Feed Front

#TFG Tombstone style feed front for goats



Hay Rack

#SHR Small hay rack, holds one flake of hay



Post
#PT40 40" post with 4" floor plate



Self Locking Head Rail

#SGSL Self locking head rail for sheep & goats

#PTF96 Feed Front (smaller animals)

40" High Total Height (On Posts)
Feed Opening at 8" From Ground
1x1 Tube Frame 7/16th Rod Spindles 3" spacing
Adjustable bar for feed opening
Removable Poly Trough
Post sold separately

#HHR Hanging Hay Rack (sold separately)

#TFS Tombstone Feed Front For Sheep

Designed for Floor Feeding
8" Skirt Keeps Muck Out of Feed
Lower tombstone better access for Sheep
40" High total 20" to top of tombstone
Post sold separately

#SSP Gates and Penning

1x1 Tube Frame 7/16th Rods 3" Spacing
40" Total Height on Posts
Can Also Be Made a Gate W/Eyes & Chain
(8' section shown) **Post sold separately**
Both styles 36" High x any Length
Dimensions 36"h x any length
#SG36 Spindle Gates

#TFG Tombstone Feed Front For Sheep

8" Skirt Keeps Muck out of Feed
40" High 24" to Top of Tombstone

#SHR Small Hay Rack

Ideal for hanging in small pens for kids or mature animals

Dimensions 24"l x 12"w x 18"h

#SGSL Sheep & Goat Self Locking Head Rail 14" Per Lock

Custom built to any length. Easily lock animals while feeding. Plastic components for less banging.

#PT40 Post

6x6 Base Plate 40" High
Comes With 2 Pins

Available from all CCWG branches

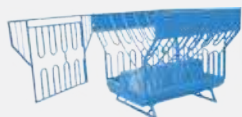
Call for pricing, FOB manufacturer, Ontario

HANDLING EQUIPMENT

SHEEP/GOAT FEEDERS



Round Bale Feeder

#BR5 For large round bales up to 5'




Round & Square Bale Feeder

#LSF08 For large round or square bales



Bunk Feeder

#BF96 Bunk feeder with 10 feeding spaces



Small Bale Feeder

#SB4 Small bale feeder with 15 feeding spaces



Small Bale Feeder

#SB8 Small bale feeder with 26 feeding spaces



Plastic Grain Feeder

#PGF Plastic grain feeder with 1" lip to prevent feed spillage

#BR5 Round Bale Feeder

22 feeding spaces
For large round & square bales up to 5'
Tombstone design for less hay wastage
Dimensions 62"l x 67"w x 56"h

#PGF Plastic Grain Feeder

Comes in 2', 4', 5', 6', and 8' lengths
Dimensions 8'l x 3½"d

#LSF08 Round & Square Bale Feeder

Easy tilt-down side for clean-out
Side-loading for low ceilings
Fits large square bales up to 7'
Tombstone design for less hay wastage
(Will custom-build longer models)
Dimensions 96"l x 67"w x 56"h

#BF96 Bunk Feeder

10 feeding spaces (tombstone or slant bar)
Works as free standing unit or can be attached to make a feed front
Feeds hay & grain
Dimensions 96"l x 16"w x 40"h

#SB8 Small Bale Feeder

26 feeding spaces
Design forces goats to lift heads to enter and exit feeder, reducing wastage
Feeds hay & grain
Dimensions 96"l x 44"w x 38"h

#SB4 Small Bale Feeder

15 feeding spaces
Same as above, but 4' length

**Available from all
CCWG branches**

HANDLING EQUIPMENT

SHEEP/GOAT MILKING



Milking Stand

#GMS100 Fully collapsible self-locking head rail on a stand



Pivotal Rapid Exit

#PRX 14 1/4" centers stalls come with head dividers so goats can't reach each other. Swing up design for fast exit. Feed trough can be added.



#PRX Rear open position

#GMS100 Milking Parlor NEW Tombstone Style

Individual entry self-locking head rail on stand
Fully collapsible for easy transportation and installation

Custom built to your dimensions

Height adjustable from 36" to 40"

Available with ramps or steps (sold separately)

Plastic Grain Trough Included with part # GH100 and GMS100

#GH100 Self-Locking Head Rail For Parlors

No chains to jam or cables to rip
Goats cannot enter head rail half-way down; time saving feature

13" per headlock

Optional 14" spacing for larger animals

Plastic Grain Trough Included with Headlocks

#PRX Pivotal Rapid Exit

New design with neck space in front panel, goats are secure and can not move around. Also head dividers so that animals can not bother each other.

Stalls on 14 1/4" Centers

Swing up design for fast exit feeding option available on this model as well

**MORE MODELS AVAILABLE IN
RAPID EXIT**

Available from all CCWG branches

Call for pricing, FOB manufacturer, Ontario

***CALL FOR PRICING / APPELEZ POUR LES PRIX**



MINERAL FEEDER

Rubber mat to keep mineral dry
Removable 6 gal rubber trough
for mineral or salt

FOB manufacturer - SK

ALIMENTATION MINÉRALE

Tapis en caoutchouc pour garder le
minéral sec

Auge amovible en caoutchouc de 6 gal
pour minéraux ou sel FAB fabricant - SK



LARGE MINERAL FEEDER

Top flips open to allow easy placement of big mineral
or lick tubs

Has tough conveyor belting lid to keep mineral clean and dry
Holds 24" diameter tubs

GRAND CHARGEUR DE MINÉRAUX

Le dessus s'ouvre pour permettre un placement facile
des grosses cuves à minéraux ou à lécher

Comprend un couvercle de bande transporteuse résistant
pour garder les minéraux propres et secs

Peut contenir des baignoires de 24" de diamètre



HYDRAULIC LIFT TRIMMING STAND

Adjustable from 5" to 24", Adjustable
headpiece, 20" x 48" platform

SUPPORT D'ÉLEVATION HYDRAULIQUE

Réglable de 5 "à 24", Bandeau
réglable, 20 "x 48" plate-forme



GAMBRIEL RESTRAINER

Simple, clever device.
Immobilizes adult sheep and
goats by holding neck and
front legs alongside each
other.

CONTENTION POUR OVIN - GAMBRIEL

Appareil simple et intelligent.
Immobilise les moutons et les
chèvres adultes en tenant le
cou et les pattes avant côte
à côte.



JUTE WOOL SACKS

40"x90" \$8.00

40"x54" \$5.00




PREMIER'S DECK CHAIR - HOOF TRIMMING

New design! Premier's Deck Chair holds
sheep reliably in a relaxed position which
allows the use of both hands to trim feet,
tag ears, examine and medicate. Restrains
heavily pregnant ewes without injury.

CHAISE MOUTON - TAILLAGE SABOT

Nouveau design! La chaise longue de
Premier maintient les moutons de façon
fiable dans une position détendue, ce qui
permet d'utiliser les deux mains pour couper
les ongles, étiqueter les oreilles, examiner
et soigner. Retient les brebis lourdement
gestantes sans se blesser.

\$205.95



WOOL BALE FASTENER REMOVER \$44.95



WOOL BALE HOOKS PER 100 \$19.95



NZ SQUARE WOOL BAGS \$8.00



NZ SQUARE WOOL BAG STAND

NET TEX



**BEST
SELLER**



NICKEL PLATED CROOK HEAD FOR LEGS

An excellent leg crook for working with sheep or goats. Insert a wooden or fiberglass shaft, or wooden neck crook (not included).

CROCHET DE CANNE POUR PATTE

Une excellente canne pour travailler avec des moutons ou des chèvres. Insérez un manche en bois ou en fibre de verre. (non inclus).

\$14.95

PLASTIC CANE WITH 1" DIAMETER CANNE EN PLASTIQUE AVEC 1 "DE DIAMÈTRE. **\$24.95**

WOODEN CANE CANNE EN BOIS **\$15.95**

RADDLER - ASSORTED COLOURS

Using this rattle paddle to steer livestock in the direction you want in a humane fashion. Available in 36", 42" and 48".

TAPETTE À PORC COULEUR ASSORTIE

Utilisez ce hochet pour diriger le bétail dans la direction que vous voulez de manière humaine. Disponible en 36", 42" et 48"

\$24.95



CROOK KIWICROOK

It's both a leg and a neck crook, the most important advantage is the self-locking lever on the leg portion that ensures that an animal's leg, once caught, remains caught until released by human hands.

CROOK KIWICROOK

Il s'agit à la fois d'un crochet pour patte et cou. L'avantage le plus important est le levier auto-bloquant sur la partie pour la patte qui assure que la patte d'un animal, une fois attrapée, reste attrapée jusqu'à ce qu'elle soit relâchée par le producteur.

\$94.95

CROOK - ALUMINUM COMBO

Shepherds crook with one end for the neck and the other for the leg.

CANNE ALUMINIUM DOUBLE COU ET PATTE

Canne de berger avec une extrémité pour le cou et l'autre pour la patte.

\$36.95

CROOK - SINGLE-ENDED FOR HEAD AND LEG

CANNE - ALUMINIUM SIMPLE POUR COU ET PATTE

\$36.95

CROOK - ALUMINUM FOR LEGS

CANNE DE BERGER - ALUMINIUM POUR PATTE

\$29.95

CROOK - WOODEN CHESTNUT

CANNE - DE BOIS CHESTNUT

\$63.95



COPPER SHEEP BELLS

Rectangular bells made of copper plate with strong strap iron loop. Will not crack. Strap not included

CLOCHES POUR MOUTON DE CUIVRE

Cloches rectangulaires en plaqué de cuivre avec boucle de fer rigide. Ne craquera pas. Sangle non incluse.

Sizes / tailles

#8 - \$6.95

#10 - \$9.95

#14 - \$14.95



SWISS BELLS

Assorted sizes /
Tailles assorties.

CALL FOR PRICING / APPELEZ POUR LES PRIX



BRAHMA WEBB® LEATHER BELT STRAPS

Assorted colours
Lime Green, Orange, Navy Blue,
Purple, Hot Pink & Black

SANGLES DE CEINTURE EN CUIR

Tailles assorties.

Vert lime, orange, bleu marine,
violet, rose vif et noir

¾" Belt Straps \$12.95

1" Belt Straps \$15.95

SHEEP BELL STRAPS / GOAT COLLARS

Made in Canada

COLLIER POUR CLOCHE À MOUTON / COLLIER POUR CHÈVRE

¾" Leather \$12.95

1" Leather \$14.95



**BEST
SELLER**

HOT SHOT PROD (GREEN)

The "Green One" livestock prod. Functions with 6 C batteries. Stronger than the "Red One" model.

AIGUILLON ELECTRIQUE HOT SHOT VERT

Aiguillon vert. Fonctionne avec 6 piles C. Plus puissant que le modèle rouge.

\$170.95

RECHARGEABLE HOT SHOT PROD (GREEN)

Same strength as the The "Green One" livestock prod with a rechargeable battery pack. Chargers sold separately.

AIGUILLON HOT SHOT RECHARGEABLE

Même puissance que l'aiguillon vert avec une batterie rechargeable. Chargeurs vendus séparément.

\$259.95

BOOT FOR HOT SHOT CASE ENVELOPPE DE COUVERCLE HOT SHOT

\$11.95



HOT SHOT GREEN CASE ONLY BOITIER VERT HOT SHOT (SEUL)

\$29.95



HOT SHOT HANDLE (RED)

The "Red One" livestock prod, for occasional use.

AIGUILLON ELECTRIQUE HOT-SHOT ROUGE

L'aiguillon d'élevage rouge, pour usage occasionnel.

\$79.95



HOT SHOT 'C' BATTERY (EACH) HOT SHOT C (UNITÉ)

6 PACK \$15.00



RECHARGEABLE HOT SHOT BATTERY PACK BATTERIE RECHARGEABLE HOTSHOT

\$124.95



PARTS HOT-SHOT END CAP COUVERCLE NOIR HOT-SHOT

\$19.95

COLLAR WITH NUT FOR HOT SHOT COLLET & ECROU DE RALLONGE HOT SHOT

\$9.95



BRASS NUT FOR HOT SHOT ECROU POUR COUVERCLE HOT SHOT PIÈCES DE HOT SHOT

\$4.95

12 VOLT HOT SHOT CHARGER CHARGEUR 12 VOLT HOTSHOT

\$34.95

HOT SHOT DRIVER MOTOR (GREEN) MOTEUR DE CONDUITE HOT SHOT (VERT)

\$122.95

110 VOLT HOT SHOT CHARGER CHARGEUR 110V HOT SHOT

\$34.95

FLEX SHAFT FOR HOT SHOT

Flexible extension shafts for any of the Hot Shot livestock prods.

RALLONGE FLEXIBLE HOT SHOT

Rallonge flexible pour tous les aiguillons Hot Shot

22" \$28.95

32" \$32.95

42" \$39.95

52" \$45.95



FIBRE GLASS SHAFT FOR HOT SHOT

Rigid extension shafts for any of the Hot-Shot livestock prods.

RALLONGE FIBRE DE VERRE HOT SHOT

Rallonge rigide en fibre de verre pour aiguillons HotShot

24" \$25.95

36" \$31.95

48" \$34.95

60" \$39.95



QUICK SCALE

Use these analog scales for weighing lambs, calves and feed.

BALANCE MÉTAL

Utilisez ces balances analogues pour peser les agneaux, les veaux et la nourriture.

10KG \$49.95

50KG \$49.95

100KG \$49.95



DIGITAL SCALE 50KG

An electronic weigh scale with more precision than an analog scale. Great for weighing lambs and feed.

BALANCE ÉLECTRONIQUE 50KG

Une balance électronique avec plus de précision qu'une balance analogique. Idéal pour peser les agneaux et la nourriture.

\$59.95



FOXLIGHT

Improve profits by protecting vulnerable stock from coyotes, foxes, wolves & other night predators. Powered by a 6 volt battery, from dusk to dawn the Foxlight creates random LED light flashes to mimic someone walking with a flashlight. Battery extra

FOXLIGHT

Améliore les profits en protégeant vos animaux vulnérables de coyotes, de renards, de loups et d'autres prédateurs nocturnes. Alimenté par une batterie de 6 volts, du matin au soir, le Foxlight utilise des lumières DEL en aléatoires pour imiter quelqu'un qui marche avec une lampe de poche. Le batterie est supplémentaire

\$104.95



FOXLIGHT SOLAR

9 LED bulbs projecting at 360 degrees can be seen over a km.

Place in sunny location for best recharging or can be charged by USB port.

FOXLIGHT SOLAR

9 lumières DEL projetant à 360 degrés peuvent être vues sur un kilomètre.

Placer dans un endroit ensoleillé pour une meilleure recharge ou peut être chargé par le port USB.

\$164.95



WELDED WIRE PANELS

Rod ends do not project past the ends or sides so they don't snag or tear. Hot-dip galvanized rods, 3"x4" and 4"x4" square openings stop small animals. Can be used for lambing jugs, mothering-on pens, creep feeding etc. Can be framed to orphan headgates, walk-thru, drive-by feeders, or use as field gates

Call for current pricing PANNEAUX DE FIL SOUDÉS

Les extrémités des tiges ne dépassent pas les extrémités ou les côtés du barrière pour qu'elles ne s'accrochent pas les animaux. Des tiges galvanisées, des ouvertures carrées de 3 "x4" et de 4 "x4" arrêtent les petits animaux. Peut y être utilisé pour les cruches d'agnelage, le parc /a dérober, etc. Peut y être utilisé avec des carcan de têtes, des passages, des mangeoires ou des portes de pâturage.

Appelez-nous pour les prix actuels.

Available in / Disponible en:

3"x 3" openings 48" x 48", 48" x 72"

4"x 4" openings 40 x 48", 40"x 60", 40"

x 72", 40" x 96"

CALL FOR PRICING /

APPELEZ POUR LES PRIX

GALVANIZED WIRE PANEL HINGE

Provides a strong, reliable connection that is also a 360 hinge. Unlike twine or soft wire, this hinge will not fail. Penture pour panneau de fil galvanisé

CHARNIÈRE DE PANNEAU EN FIL DE FER GALVANISÉ

Vous donne une connexion solide et fiable qui est également une penture à 360 degrés. Contrairement à la ficelle ou au fil souple, cette charnière ne fera pas défaut.

ROUND BALE FEEDER

Has small holes for less wastage, folds flat for easy storage and transport. Adapts to most bale sizes or shapes. Adult sheep can't get inside.

ALIMENTEUR DE BALLES RONDES

A de petits trous pour moins de gaspillage, se plie à plat pour l'entreposage et la manipulation faciles. S'adapte à la plupart des tailles et des formes de balles. Les moutons adultes ne peuvent pas entrer à l'intérieur.